

PHYSICIANS AND MEDICARE

The Sustainable Growth Rate (SGR) — Medicare’s payment formula for physicians



24%

Scheduled SGR cut in Medicare payments to physicians starting April 1, 2014



16 TIMES

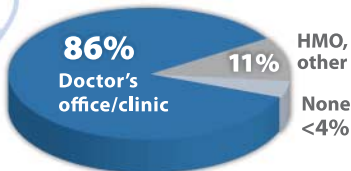
Number of times Congress has overridden scheduled SGR fee cuts since 2003



\$115 BILLION

10-year cost of repealing the SGR and preventing fee cuts; higher cost if fees are increased

Most Medicare patients report having a usual source of care...



...and being able to schedule timely doctor appointments

● ALWAYS | ● USUALLY | ● SOMETIMES | ● NEVER

ROUTINE CARE APPOINTMENT



SPECIALIST APPOINTMENT



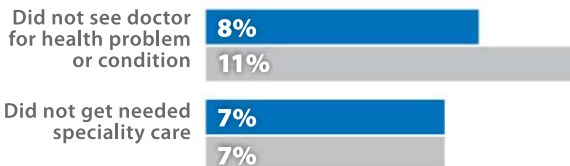
Few seniors had problems finding a new doctor in 2012; most did not seek one



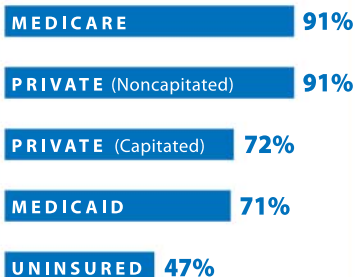
	PRIMARY CARE	SPECIALIST
Problems finding new doctor	2%	2%
No problem finding new doctor	5%	12%
Did not seek new doctor	93%	87%

Seniors on Medicare report forgoing medical care at similar or lower rates than pre-Medicare adults with private insurance

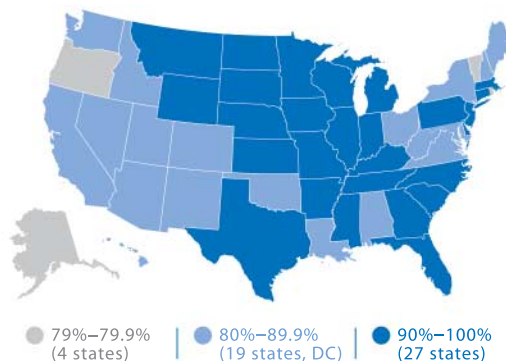
● MEDICARE | ● PRIVATE INSURANCE



About 9 in 10 physicians accept new Medicare patients—a rate equal to or higher than private insurance



Share of physicians accepting new Medicare patients in their practice, by state



Private contracting



LESS THAN 1% OF PHYSICIANS HAVE FORMALLY "OPTED OUT" OF MEDICARE, OF WHOM **42%** ARE **PSYCHIATRISTS**

Source: Kaiser Family Foundation (<http://www.kff.org>) analysis. Original data and detailed source information are available at http://facts.kff.org/JAMA_022614. *Produced by: Cristina Boccuti, MA, MPP, Jennifer Huang, MHS, Patricia Neuman, ScD, Anne Jankiewicz, and David Rousseau, MPH.